





COMPLIMENTS OF


# A Brahman EPD “Cheat Sheet”


Compiled by Rachel Cutrer  
B.R. Cutrer, Inc.


Using EPDs to assist in your breeding decisions are a great tool, but sometimes it's hard to keep track of what the numbers mean. By request, we created this cheat sheet that summarizes what the numbers mean at the basic level. When using EPDs, remember, you don't want to chase single trait fads, or breed solely by the numbers. EPDs are just one tool in the Brahman breeder's toolbox and should be accompanied by visual selection. There are tons of great resources online by Extension university professionals that we recommend reading. Just google “Cattle EPDs Explained” and you'll find lots of great information, or contact your state Beef Cattle Extension specialist to help you.


  
**BW**  
**BIRTH WEIGHT EPD**  
Expressed in pounds, a predictor of an animal's ability to transmit birth weight to its progeny compared to that of other animals.  
Breed Average: +1.7  
Lower number desirable

  
**WW**  
**WEANING WEIGHT EPD**  
Expressed in pounds, a predictor of an animal's ability to transmit weaning growth to its progeny compared to that of other animals.  
Breed Average: +18  
Higher number desirable


  
**YW**  
**YEARLING WEIGHT EPD**  
Expressed in pounds, a predictor of an animal's ability to transmit yearling growth to its progeny compared to that of other animals.  
Breed Average: +29  
Higher number desirable

  
**MILK**  
**MILK EPD**  
A predictor of an animal's genetic merit for milk and mothering ability expressed in daughters compared to daughters of other animals. The ideal here is an optimum level, not necessarily the highest, since higher milk production increases energy requirements on the cow.  
Breed Average: +6  
Optimum levels preferred

  
**SC**  
**SCROTAL CIRCUMFERENCE EPD**  
This EPD predicts difference in scrotal size that will be passed on to progeny. Bulls with larger SC EPDs are expected to sire daughters that reach puberty at an earlier age. SC is also an indicator of the quantity of semen produced by bulls.  
Breed Average: -0.06  
Higher number desirable

  
**FAT**  
**FAT THICKNESS EPD**  
Fat thickness EPDs are expressed in inches, and predict differences in carcass fat thickness between the 12th and 13th rib. Fat thickness is the primary factor affecting USDA beef carcass yield grades.  
Breed Average: 0.01  
Lower number desirable

For more information, please visit <https://www.pubs.ext.vt.edu/400/400-804/400-804.html>  
by Dr. Scott Greiner of Virginia Tech.




**CWT**  
**CARCASS WEIGHT EPD**

Carcass weight EPDs predict differences in progeny carcass weight (pounds).

Breed Average: -19

Higher number desirable




**MARB**  
**MARBLING EPD**

Expressed as a fraction of the difference in USDA marbling score of a sire's progeny compared to progeny of other sires.

Breed Average: +0.27

Higher number desirable




**REA**  
**RIB EYE AREA EPD**

Expressed in square inches, a predictor of the difference in rib eye area of a sire's progeny compared to progeny of other sires.

Breed Average: -1.47

Higher number desirable




**TEND / SHEAR**  
**TENDERNESS EPD**

A measurement combining Warner-Bratzler Shear Force from harvest data and GeneSTAR DNA results for tenderness. A lower value indicates more tender meat and is more desirable.

Breed Average: 0.01

Lower number desirable




**RETAIL PROD.**  
**RETAIL PRODUCT EPD**

Expressed in square inches, a predictor of the difference in rib eye area of a sire's progeny compared to progeny of other sires.

Breed Average: -1.47

Higher number desirable




**DOC**  
**DOCILITY EPD**

The docility EPD is a measurement for the gentleness of an animal's offspring. It is measured by chute scores and disposition scores.

Breed Average: 1.06

Higher number desirable




**CED**  
**CALVING EASE DIRECT EPD**

Based on calving ease scores and birth weights. The EPD indicates the influence of the sire on calving ease in purebred females calving at 2 years of age. Source: American Hereford Assn.

Breed Average: 5.36

Higher number desirable




**CEM**  
**CALVING EASE MATERNAL EPD**

An indication of how easily a sire's daughters will calve at 2 years of age when compared to the daughters of other sires. Source: American Hereford Assn.

Breed Average: 0.59

Higher number desirable



**FS**  
**FRAME SCORE EPD**

The Frame Score EPD is expressed in actual frame score units, with higher numbers inferring larger framed animals. Source: The Brahman Journal.

Breed Average: 0.14

Frame score is a breeder preference



1730 N. Richmond Rd.,  
Wharton, Texas 77488  
www.brcutrer.com • 979-532-9141

Want to learn more about Brahman cattle? Shoot us an email or give us a call. We clearly love Brahman cattle and are happy to share it's benefits with the world!